






SpeedFace RFID

Access Control Terminal with Facial and Palm Recognition

- 
 Proactive Facial Recognition
- 
 New Height of Anti-Spoofing
- 
 Speedy Recognition
- 
 Wide Pose Angle Acceptance
- 
 Touchless for Better Hygiene
- 
 Wide Palm Pose Angle Acceptance

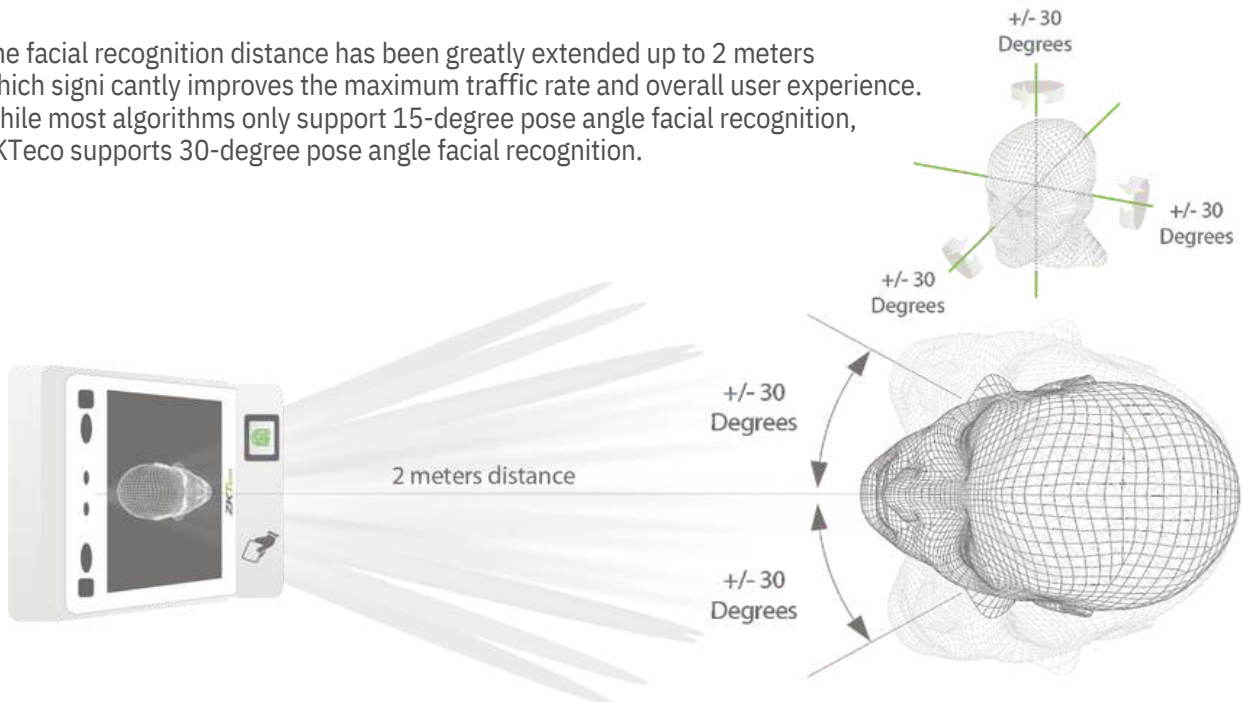


Features

- Visible Light Facial Recognition
- 3 in 1 Palm Recognition.
- Advanced Anti-spoofing algorithm against photo, video and 3D mask attack
- Multiple verification methods: Face / Card / Password / Palm
- Total Touchless Technology

Recognition distance up to 2m and extra wide angle recognition

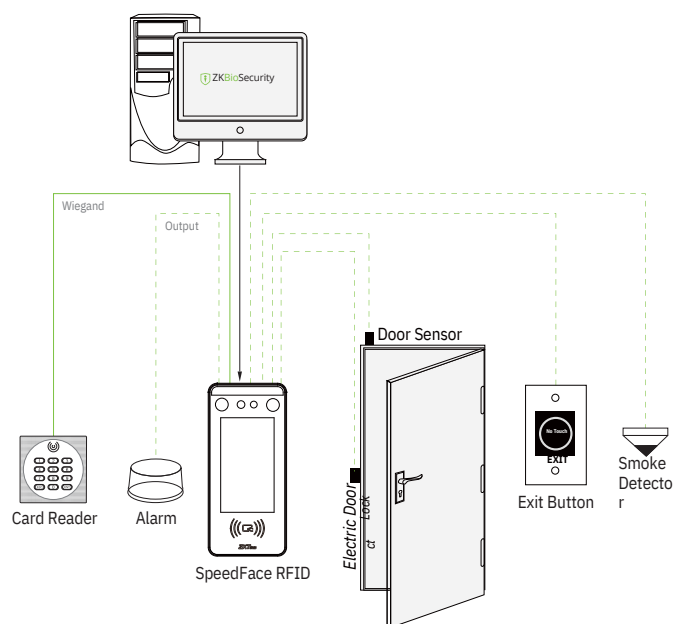
The facial recognition distance has been greatly extended up to 2 meters which significantly improves the maximum traffic rate and overall user experience. While most algorithms only support 15-degree pose angle facial recognition, ZKTeco supports 30-degree pose angle facial recognition.



Specifications:

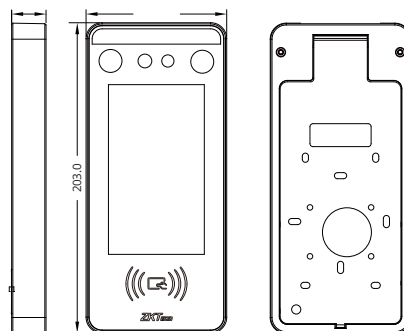
Display	5-inch Touch Screen
Face Capacity	6,000
Palm Capacity	3,000
Card Capacity	10,000
Transactions	200,000
Device Operation System	Linux
Standard Functions	ID Card, ADMS, T9 Input, DST, Camera, 9 digit user ID, Access Levels, Groups, Holidays, Anti-passback, Record Query, Tamper Switch Alarm, Multiple Verification Modes
Hardware	900MHZ Dual Core CPU
	Memory 512MB RAM / 8G ROM
	2MP WDR Low Light Camera
	Adjustable Light Brightness LED
Communication	TCP/IP, WIFI, Wiegand input/output, RS485
Access Control Interface	3rd Party Electric Lock, Door Sensor, Exit Button, Alarm output, Auxiliary Input
Face Recognition Speed	1s
Biometrics Algorithms	ZKFace VX5.8 / ZKPalm VX12.0
Power Supply	12V 3A
Working Humidity	10%-90%
Working Temperature	-10 °C- 45 °C
Dimensions	(W*H*D) 91.93*202.93*21.5mm
Supported Software	ZKBioSecurity

Configuration



Dimensions (mm)

22.5091.93



Cable Management Box

